

MAL3, MAL31

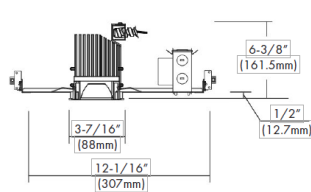
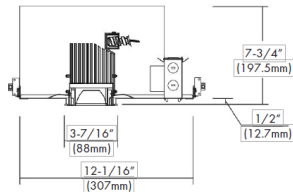
3" IC and Non-IC Architectural LED Downlights



MAL3
[IC Rated Housing]



MAL31
[Non-IC Rated Housing]



Test Specification [MTL3-ST-830-WH-WH]			
LED Quantity	1EA (COB)		
Input Voltage	120V and/or 277V		
Wattage (+/-5%)	10W	14W	23W
Lumen (+/-5%)	845	1,225	2,000
Efficacy (LPW) (+/-5%)	84.5	87.5	86.9
Luminaire Beam	49°	49°	43.5°
CCT (Color +/-5%)	2700K, 3000K, 3500K, 4000K		
CRI (Typical)	80, 90		
Dimming	0~10V (Standard)		
LED Module	5 yr or 50K hr		
Environment	Damp Location & optional Wet Location		

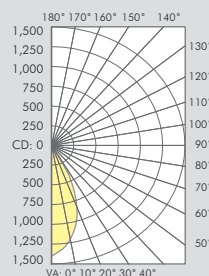
Design Features

- Interchangeable reflectors to achieve different beam distributions.
- Minimum Trim reveals are 0.12" thick.
- Multiple reflector distribution patterns available: pinhole trim with Narrow Spot (NS), Narrow beam (N), Medium beam (M), and Wide beam (W).
- Ceiling thickness allow 1/2"~1-1/2".
- Adjustable trims allow engine to be angled 0°~30° tilt with a 356° rotation for precise, lockable aiming.
- Wall Wash trim with angled slope reflector. Molded spread lens for great uniformity.
- Dimming capability is standard with 0-10V dimmer switches.
- Certified to IESNA LM-79: Approved Method for the Electrical and Photometric Testing of Solid State Lighting. The U.S. Department of Energy (DOE) verifies product test data and results. LED chip sets are in compliance with LM80. cETLus Listed.

PHOTOMETRIC REPORT*

* Contact Factory for IES File

Polar Candela Distribution



Illuminance at a Distance

Center Beam FC	Beam Width
350.5 fc	1.8 ft
87.6 fc	3.7 ft
38.9 fc	5.5 ft
21.9 fc	7.3 ft
14.0 fc	9.2 ft
9.7 fc	11.0 ft

Beam Spread: 49°

[MTL3-ST-10-830]

Trims : Various finishes available for straight (ST), Adjustable (AJ), Adjustable Pinhole (PAJ) and wall wash (WW) down lights.



MTL3-ST

Straight down symmetrical reflector.

MTL3-AJ

Accurate vertical & horizontal aiming through the aperture from below ceiling.

MTL3P-AJ

1-1/16" pinhole on surface of aperture adjustable to 30° with angle cut slope reflector.

MTL3-WW

Angle cut wall wash reflector with flood lens.

Ordering Information

Housing	-Watts	-CRI	Color Temp.**	Driver*	Trim/LED Kit*	Beam Angle	-Finishes**
IC Housing: MAL3 = IC	-10 = 10W -14 = 14W -23 = 23W	-8 = 80 -9 = 90	27 = 2700K 30 = 3000K 35 = 3500K 40 = 4000K	Z = 120/277V: IC Z1 = 120V: Non-IC Z2 = 277V: Non-IC	MTL3-ST = Straight MTL3-AJ = Adjustable MTL3P-AJ = Pinhole Adjustable MTL3-WW = Wall Wash	Upper Reflector: NS = Narrow Spot 15° N = Narrow 24° M = Medium 38° W = Wide 60°	Reflector: -WH = White -HC = Haze Clear
Non-IC Housing: MAL31 = Non-IC				*. Option: Emergency (Non-IC only) -EM = Emergency Battery Backup	*. Option: Sealed Lens -WRL = Wet Location		Trim: -WH = White -BK = Black

Example : **MAL3-10-830-ZTD**

MTL3-ST-W-HC-WH

** Consult factory for other Color Temperatures and Finishes